







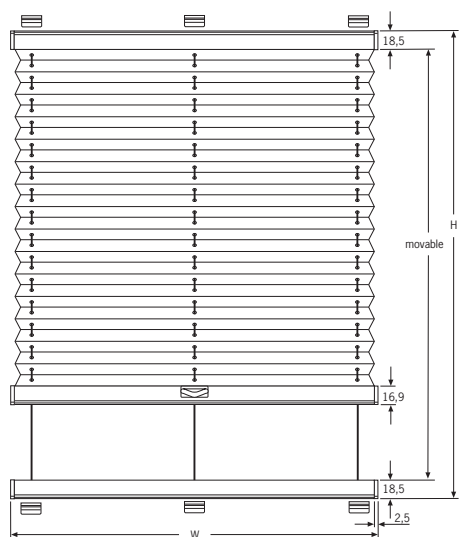
Type	Minimum dimensions		Maximum dimensions	
	(W) MIN	(H) MIN	(W) MAX	(H) MAX
PL11	20	30	150	350*/400

* boundary dimensions for fabric type HC

Available fabric types	Fitting	
 	 angle	 horizontal

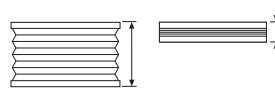
i Standard includes blind type PL11 with profiles in white or silver.

PL11



Blind height / Package height

PL11



100 cm	7 cm
150 cm	8 cm
200 cm	9 cm
250 cm	10 cm
300 cm	11 cm
350 cm	12 cm
400 cm	13 cm