




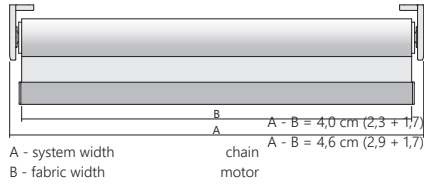


Boundary dimensions for fabrics below 230 g/m ²					Boundary dimensions for fabrics over 230 g/m ²					System colours			
Controls	MIN	MAX	M A X	m ²	Controls	MIN	MAX	M A X	m ²				
Chain	50	250	350	7,0	Chain	50	220	300	6,2	white	black	grey	anthracite
Motor DC	41	250	350	9,0	Motor DC	41	220	300	8,0				
Motor AC	54	250	350	9,0	Motor AC	54	220	300	8,0				
Crank	40	250	350	7,0	Crank	40	220	300	6,2				

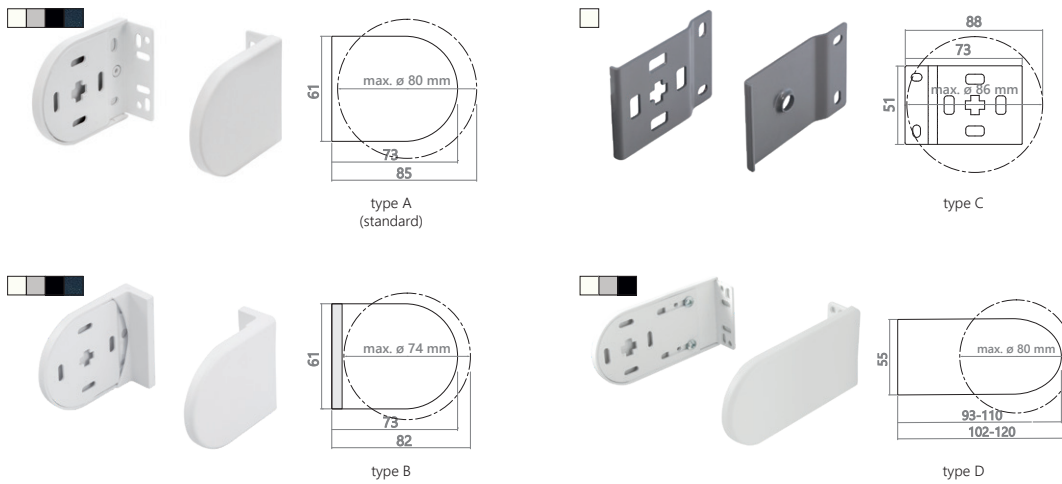
 Price in the table includes blind with: plastic chain control.
Crank control is available only in white or black colour.



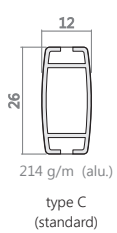
System dimensions



Brackets



Bottom bar

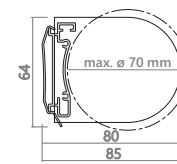


Installation profile



Roller blind is delivered with brackets attached to the installation profile.
Option not available in anthracite colour.
Option offered with surcharge.

Profile dimensions



Profile brackets



Side guidance



Blind equipped with a perlon coated steel wire.
Option is not available with brackets type C.
Option offered with surcharge.

Tension brackets



type E - floor

type F - wall