


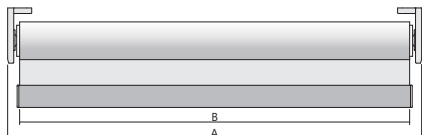
Boundary dimensions for fabrics below 230 g/m ²					Boundary dimensions for fabrics over 230 g/m ²					System colours				
Controls	MIN	MAX	M A X	m ²	Controls	MIN	MAX	M A X	m ²	(P)				
Chain	40	200	260	5,0	Chain	40	200	240	4,5		white	black	grey	anthracite
Motor DC ∅28/∅35*	41	180/200*	260	4,5	Motor DC ∅28/∅35*	41	170/200*	240	4,0	(M)	black nickel	stainless steel		
Tube ∅35 > 140 cm width					Tube ∅35 > 120 cm width									

* only Coulisse CM-03

 Price in the table includes blind in one of colours (P), with plastic chain control, mechanism and bracket covers are plastic.
Metal bracket covers and mechanism are available for order with surcharge - only in colours (M).



System dimensions



A - system width chain A - B = 4,3 cm (2,1+2,2)
B - fabric width motor A - B = 4,5 cm (2,3+2,2)

Installation profile



Roller blind is delivered with brackets attached to the installation profile.
Installation profile is available only in colours (P).
Option offered with surcharge.

Side guidance

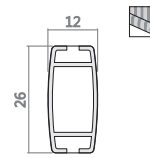


Blind equipped with a perlon coated steel wire.
Option offered with surcharge.

Brackets

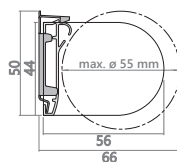


Bottom bar



214 g/m (alu.)
type C

Profile dimensions



Profile brackets



Tension brackets



type E - floor



type F - wall