




Manual	MIN	MAX	M C X	m ²
Cord (standard)	40	240	250	3,5
Wand	40	240	250	2,5

i Price in the table includes blind with: mechanism in colour gold patina or silver, ladder tape or ladder string, brackets type F, lifting with cord, tilting with cord.




Aluminium wand and tassel control

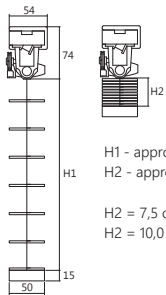


Decorative aluminium control components.
Available in silver or bronze.
Option offered with surcharge.

Cord control



System dimensions




H1 - approximate height of a closed blind
H2 - approximate height of an opened blind
H2 = 7,5 cm per 1 m of height for ladder string
H2 = 10,0 cm per 1 m of height for ladder tape

Head rail brackets



type F

Ladder tape



Standard ladder string is replaced by a standard ladder tape. Ladder width equals 25 mm.
Option offered without surcharge.

Tension brackets



hold down bracket
(colour)



type G (colour)
wall




type E (nickel)
floor



type I (nickel)
wall

Wide ladder tape



Standard ladder string is replaced by wide ladder tape. Ladder width equals 38 mm.
Option offered with surcharge.

Hold down bracket



Hold down bracket allows locking the bottom rail, i.e. when installing on a tilting window.
Option offered with surcharge.

Side guidance



Blind equipped with a perlon coated steel wire.
Option offered with surcharge.